



Corporate Close Up

2017

2017

SAN DIEGO, CA

NAVIGATING ORTHODONTICS
The Art • The Science • The Business



American
Association of
Orthodontists®



Dr. Neal Kravitz
Chantilly, VA, since 2008



Dr. Aaron Molen
Auburn, WA, since 1999



Dr. Terrah Larabee
Spring Hill, TN, since 2011



Dr. Dan Bills
Sicklerville, NJ, since 2006



Dr. Michael Abdoney
Tampa, FL, since 2004



Dr. Kelly Fergus
Jonesboro, AR, since 2002



Dr. Kristine West
DeWitt, MI, since 2016



Dr. Tamara Niebur Smith
Blaine, MN, since 2015



Dr. Nelson Diaz
Orlando, FL, since 2008



Dr. Barrett Parker
Orta, CA, since 1998



Dr. Eun Jeong Ahn
Indianapolis, IL, since 2016



Dr. Miguel Moura Gonçalves
Viseu, Portugal, since 2015



Dr. Luciana Van Westen
Elm Grove, WI, since 2015



Dr. Kyle Mann
Grimes, IA, since 2013



Dr. Melissa Schindler-Kaplan
Lakewood Ranch, FL, since 2011



Dr. Ann Marie Gorczyca
Antioch, GA, since 1998



Dr. Amy Anderson
St. Petersburg, FL, since 2016



Dr. Antonio Matos Da Fonseca
Lisbon, Portugal, since 2016



Dr. Bryon Kozak
Kenosha, WI, since 2009



Dra. Libia Lopez
Avilés, Spain, since 2008




Dr. Roberto Rocha
Avilés, Spain, since 2008



Dra. Lorena Lopez
Avilés, Spain, since 2008



Dr. Derek Bock
Lake Forest, IL, since 2008




Dr. Anil Idiculla
Lonetree, CO, since 2011



Dra. Elena Bonilla
Madrid, Spain, since 2007

10,000
of your
colleagues
chose
Dolphin
software.
Did you?

www.dolphinimaging.com/10k



© 2017 Patterson Dental Supply, Inc. All rights reserved.

Dolphin Imaging & Management Solutions

AAO Booth #2715 & #2815

More than Just a Software Company

Dolphin has been serving the orthodontic community for 29 years, and today is proud to be chosen by 10,000 customers worldwide who enjoy the convenience of local representatives for sales and service. As a byproduct of providing software solutions to orthodontists over three decades, Dolphin has inadvertently established itself as a valued resource within the orthodontic clinical and academic community: The company's close involvement with doctors, researchers, and residents has both influenced the trajectory of its software development—and earned respect from all corners of the profession: Institutions, researchers, clinicians and consultants habitually turn to Dolphin for insight and experience in clinical, technological, and historical areas of orthodontics.

Respected

The Dolphin team is often called upon for its individual and collective knowledge, insight and expertise in the form of journal articles; text book chapters; and presentations at orthodontic symposiums. Just a few examples would be the peer-reviewed article "Evolution of imaging and management systems in orthodontics," published in the June 2016 issue of *American Journal of Orthodontics & Dentofacial Orthopedics*; "Digital imaging in orthodontics," a chapter in the text book *Clinical Orthodontics*:

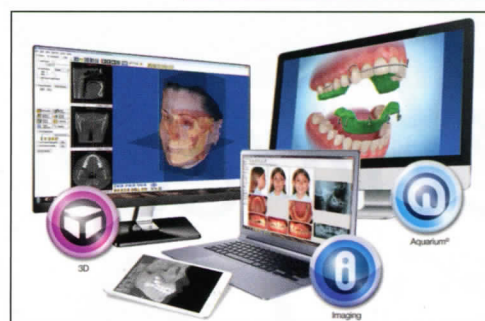
Current Concepts, Goals and Mechanics, published by Elsevier in 2010 and updated in 2015; multiple presentations and accompanying text book chapters at the Moyer's Symposium (2002, 2005, 2013); and ongoing participation in the Joint Cephalometric Experts Group (JCEG) AT Case Western University.

Industry consultants have worked with Dolphin to have their practice philosophies and protocols delivered to orthodontists via Dolphin software. Examples would be Karen Moawad's "Hummingbird Reports," accessible within the Dolphin Management interface; the Ricketts VTO/Roth-Williams AEO VTO Wizard in Dolphin Imaging; and the Zuelke Financial Expert, Charlene White's SOS, and McLaughlin Dental VTO add-on software modules.

Trusted

Dolphin software is the official software of the Functional And Cosmetic Excellence (FACE) Group, the Advanced Education in Orthodontics (AEO) Group, The McLaughlin 2-Year Program, and Smiles Change Lives nonprofit organization. It is consistently used for clinical studies by researchers, which are published in clinical journals worldwide. To locate and read some of these articles, simply go to PubMed and type "Dolphin Imaging" into the search engine. The results, of course, will contain a few cetacean studies...

Dolphin offers mobile products and services for doctors, staff and patients.



Dolphin has tools for 2D/3D image management and rendering, plus a separate patient education module.

Dolphin Management is fully customizable and perfect for both small and multi-location practices.



Dedicated

Since the beginning, Dolphin has been invested in the progress and future of the practice of orthodontics. Dolphin is a Regent Corporate Partner of the American Association of Orthodontists Foundation (AAOF), and a sponsor of the JCO Student of the Year Award. Dolphin also donates software to schools and universities, with 97% of orthodontic residency programs regularly using Dolphin to teach and learn the practice of orthodontics.

Progressive

From the get-go, Dolphin has earned its reputation for being one step ahead in anticipating the needs of orthodontists and utilizing the latest technology to deliver solutions. Our full product line includes 2D/3D imaging, practice management, patient education, mobile solutions for both practitioners and patients, and Cloud services. Contact us at 818.435.1368 to learn more or visit www.dolphin-imaging.com/AAO17.